


MOBILITY SLED ASSEMBLY INSTRUCTIONS




1. Locate and identify all parts.



2. Install rear wheels into cart frame.




3. Attach front wheel assembly to cart frame at the location marked on the frame.



4. Install tow bar into front wheel assembly.



5. Install head tree into frame.



6. Install skid onto cart.